

Product description and Information



When you need a fine conference room table in a hurry, Room2Work is your answer. Select from a wide range of shapes and sizes in both contemporary and traditional designs and finishes.

FEATURES

- ❖ Wood veneer and laminate table tops available.
- ❖ Contemporary and traditional styles available.
- ❖ Constructed of 45 lb. density particle board and covered with high pressure laminate.
- ❖ Conference table tops are 1.25" thick.
- ❖ Three edge options available on wood veneer tables.
- ❖ Three bases options available- Slab, "X", Cylinder (Laminate and Steel)
- ❖ All cylinders require approx 125 lb. of sand in base for stability (not included).
- ❖ Data and communication modules holes available upon request.
- ❖ Special sizes available at extended lead times.

Standard Available Finishes

	Laminates	Color Code	Usage	3-Day	15-Day	Extended
Woodgrains	Hard Maple	HM	TV			▼
	Wild Cherry	WC	TV			▼
	Pearwood	PW	TV			▼
	Sapella Mahogany	SM	TV			▼
	Honey Maple	HY	TV			▼
Solids	Black	BK	V			▼
	Dark Gray	DG	TV			▼
	Canadian Gray	CG	TV			▼
	Almond	AM	TV			▼
Additional Top Finishes	Wilsonart		T			▼
	Formica		T			▼
	Nevamar		T			▼
	Pionite 5% Upcharge		T			▼

Available Edgebanding


Hard Maple	HM
Wild Cherry	WC
Pearwood	PW
S. Mahogany	SM
Honey Maple	HY
Black	BK
Dark Gray	DG
Can. Gray	CG
Almond	AM
Smoke	SM
Platinum	PM
Beige	BE
Brown	BW

**Additional colors available**

T= Tops only TV= Tops and Vertical surfaces V= Vertical surfaces only

Note: Bases can also be specified in HPL finishes with additional costs.

Communications Port



- ◆ Can be added to any conference or meeting table.
- ◆ Specify location of communications port.
- ◆ Two 120 volt outlets and two voice/data ports per unit.
- ◆ Available as stand alone, double or triple unit.
- ◆ Available in Matte Black, Silver or Nickel Mica soft touch finishes.

CMP.01.( ) Add \$225 per unit to List Price for selected table

NOTE: Replace ( ) with (BK) Matte Black, (NM) Nickel Mica, (SR) Silver Mica.


Table of Contents



Page 9.3 Rectangular Conference Tables - Slab Base - RCTSB.



Page 9.3 Rectangular Conference Tables - X Base - RCTXB.



Page 9.3 Rectangular Conference Tables - Cylinder Base - RCTCB.




Page 9.3 Square Conference Tables - Cylinder Base - RCTCB.



Page 9.4 Racetrack Conference Tables - Slab Base - RTCTSB.



Page 9.4 Racetrack Conference Tables - X Base - RTCTXB.



Page 9.4 Racetrack Conference Tables - Cylinder Base - RTCTCB.




Page 9.4 Round Conference Tables - Cylinder Base - RTCTCB.



Page 9.5 Boat Conference Tables - Slab Base - BCTSB.



Page 9.5 Boat Conference Tables - X Base - BCTXB.



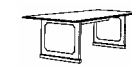
Page 9.5 Boat Conference Tables - Cylinder Base - BCTCB.



Page 9.6 Wood Veneer Racetrack Conference Tables - Half Round Base - 8RTCT.



Page 9.6 Wood Veneer Traditional Conference Tables - Slab Base - 7CT.



Page 9.7 Occasional Tables - Laminate



Page 9.8 Occasional Tables - Veneer



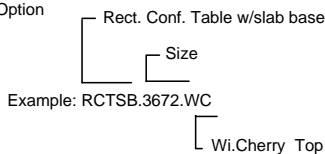
Page 9.8 Lectern



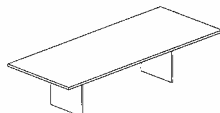
TO ORDER:

1. Model Number
2. Top Finish Option
3. Chassis Finish Option

SEE PAGE 9.1 FOR AVAILABLE FINISH OPTIONS

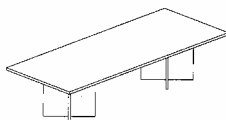


Model Number	List Pricing By Zone				Description	Dimensions			Shipping Information
	Zone 1	2	3	4		Width	Depth	Height	
RCTSB.3672	\$ 1,144	1,204	1,234	1,264	Rectangular Conference Table Slab Base	36	72	29.5	170 lbs.
RCTSB.4296	\$ 1,250	1,320	1,356	1,391	Rectangular Conference Table Slab Base	42	96	29.5	255 lbs.
RCTSB.42120	\$ 1,532	1,626	1,673	1,720	Rectangular Conference Table Slab Base	42	120	29.5	300 lbs.
RCTSB.42144	\$ 1,766	1,876	1,931	1,986	Rectangular Conference Table Slab Base	42	144	29.5	340 lbs.
RCTSB.42168	\$ 1,981	2,107	2,170	2,233	Rectangular Conference Table Slab Base	42	168	29.5	370 lbs.
RCTSB.4896	\$ 1,335	1,413	1,452	1,491	Rectangular Conference Table Slab Base	48	96	29.5	280 lbs.
RCTSB.48120	\$ 1,617	1,719	1,770	1,821	Rectangular Conference Table Slab Base	48	120	29.5	320 lbs.
RCTSB.48144	\$ 1,868	1,986	2,045	2,104	Rectangular Conference Table Slab Base	48	144	29.5	365 lbs.
RCTSB.48168	\$ 2,101	2,235	2,302	2,369	Rectangular Conference Table Slab Base	48	168	29.5	410 lbs.



Rectangular Conference Tables - Slab Base

RCTXB.3672	\$ 1,102	1,162	1,192	1,222	Rectangular Conference Table X Base	36	72	29.5	170 lbs.
RCTXB.4296	\$ 1,176	1,247	1,282	1,317	Rectangular Conference Table X Base	42	96	29.5	255 lbs.
RCTXB.42120	\$ 1,399	1,493	1,540	1,587	Rectangular Conference Table X Base	42	120	29.5	300 lbs.
RCTXB.42144	\$ 1,577	1,687	1,742	1,797	Rectangular Conference Table X Base	42	144	29.5	340 lbs.
RCTXB.42168	\$ 1,735	1,861	1,924	1,987	Rectangular Conference Table X Base	42	168	29.5	370 lbs.
RCTXB.4896	\$ 1,261	1,339	1,378	1,417	Rectangular Conference Table X Base	48	96	29.5	280 lbs.
RCTXB.48120	\$ 1,484	1,586	1,637	1,688	Rectangular Conference Table X Base	48	120	29.5	320 lbs.
RCTXB.48144	\$ 1,679	1,797	1,856	1,915	Rectangular Conference Table X Base	48	144	29.5	365 lbs.
RCTXB.48168	\$ 1,855	1,989	2,056	2,123	Rectangular Conference Table X Base	48	168	29.5	410 lbs.



Rectangular Conference Tables - X Base

Laminate Top and Cylinder Base

RCTCB.3672	\$ 1,936	2,004	2,038	2,072	Rectangle Conference Table Cylinder Base	36	72	29.5	170 lbs.
RCTCB.4296	\$ 2,118	2,220	2,271	2,322	Rectangle Conference Table Cylinder Base	42	96	29.5	255 lbs.
RCTCB.42120	\$ 2,333	2,453	2,513	2,573	Rectangle Conference Table Cylinder Base	42	120	29.5	300 lbs.
RCTCB.42144	\$ 2,511	2,647	2,715	2,783	Rectangle Conference Table Cylinder Base	42	144	29.5	340 lbs.
RCTCB.42168	\$ 3,291	3,439	3,513	3,587	Rectangle Conference Table Cylinder Base	42	168	29.5	370 lbs.
RCTCB.4896	\$ 2,541	2,653	2,709	2,765	Rectangle Conference Table Cylinder Base	48	96	29.5	280 lbs.
RCTCB.48120	\$ 2,752	2,880	2,944	3,008	Rectangle Conference Table Cylinder Base	48	120	29.5	320 lbs.
RCTCB.48144	\$ 2,951	3,097	3,170	3,243	Rectangle Conference Table Cylinder Base	48	144	29.5	365 lbs.
RCTCB.48168	\$ 3,928	4,092	4,174	4,256	Rectangle Conference Table Cylinder Base	48	168	29.5	410 lbs.



Racetrack Conference Tables - Cylinder Base

Note: Add "S" to end of Model # to specify steel cylinder and deduct \$360 from List. Specify finish choice

SCT.30	\$ 864	898	915	931	Square Conference table 30"	30	30	29.5	70 lbs.
SCT.36	\$ 981	1,015	1,032	1,049	Square Conference table 36"	36	36	29.5	80 lbs.
SCT.42	\$ 1,096	1,144	1,168	1,192	Square Conference table 42"	42	42	29.5	90 lbs.
SCT.48	\$ 1,167	1,223	1,250	1,278	Square Conference table 48"	48	48	29.5	100 lbs.
SCT.54	\$ 1,414	1,479	1,511	1,543	Square Conference table 54"	54	54	29.5	110 lbs.
SCT.60	\$ 1,574	1,662	1,706	1,750	Square Conference table 60"	60	60	29.5	120 lbs.



Square Conference Tables - Cylinder Base

Note: All cylinder bases require approx. 125lb of sand for stability. Sand is not included.

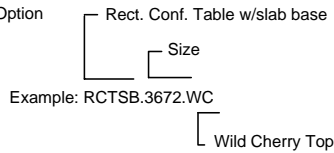
Note: Add "S" to end of Model # to specify steel cylinder and deduct \$185 from List. Specify finish choice

Modular Construction - High Pressure Laminate Tops - Thermo Fused Laminate Base - 3mm Edge banding - Ready to Assemble

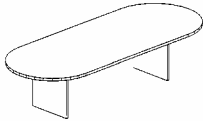
TO ORDER:

1. Model Number
2. Top Finish Option
3. Chassis Finish Option

SEE PAGE 9.1 FOR AVAILABLE FINISH OPTIONS

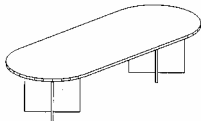


Model Number	List Pricing By Zone				Description	Dimensions			Shipping Information
	Zone 1	2	3	4		Depth	Width	Height	
RTCTSB.3672	\$ 1,144	1,204	1,234	1,264	Racetrack Conference Table Slab Base	36	72	29.5	150 lbs.
RTCTSB.4296	\$ 1,250	1,320	1,356	1,391	Racetrack Conference Table Slab Base	42	96	29.5	176 lbs.
RTCTSB.42120	\$ 1,532	1,626	1,673	1,720	Racetrack Conference Table Slab Base	42	120	29.5	235 lbs.
RTCTSB.42144	\$ 1,766	1,876	1,931	1,986	Racetrack Conference Table Slab Base	42	144	29.5	275 lbs.
RTCTSB.42168	\$ 1,981	2,107	2,170	2,233	Racetrack Conference Table Slab Base	42	168	29.5	315 lbs.
RTCTSB.4896	\$ 1,335	1,413	1,452	1,491	Racetrack Conference Table Slab Base	48	96	29.5	195 lbs.
RTCTSB.48120	\$ 1,617	1,719	1,770	1,821	Racetrack Conference Table Slab Base	48	120	29.5	255 lbs.
RTCTSB.48144	\$ 1,868	1,986	2,045	2,104	Racetrack Conference Table Slab Base	48	144	29.5	295 lbs.
RTCTSB.48168	\$ 2,101	2,235	2,302	2,369	Racetrack Conference Table Slab Base	48	168	29.5	335 lbs.



Racetrack Conference Tables - Slab Base

RTCTXB.3672	\$ 1,102	1,162	1,192	1,222	Racetrack Conference Table X Base	36	72	29.5	150 lbs.
RTCTXB.4296	\$ 1,176	1,247	1,282	1,317	Racetrack Conference Table X Base	42	96	29.5	176 lbs.
RTCTXB.42120	\$ 1,399	1,493	1,540	1,587	Racetrack Conference Table X Base	42	120	29.5	235 lbs.
RTCTXB.42144	\$ 1,577	1,687	1,742	1,797	Racetrack Conference Table X Base	42	144	29.5	275 lbs.
RTCTXB.42168	\$ 1,735	1,861	1,924	1,987	Racetrack Conference Table X Base	42	168	29.5	315 lbs.
RTCTXB.4896	\$ 1,261	1,339	1,378	1,417	Racetrack Conference Table X Base	48	96	29.5	195 lbs.
RTCTXB.48120	\$ 1,484	1,586	1,637	1,688	Racetrack Conference Table X Base	48	120	29.5	255 lbs.
RTCTXB.48144	\$ 1,679	1,797	1,856	1,915	Racetrack Conference Table X Base	48	144	29.5	295 lbs.
RTCTXB.48168	\$ 1,855	1,989	2,056	2,123	Racetrack Conference Table X Base	48	168	29.5	335 lbs.



Racetrack Conference Tables - X Base

Laminate Top and Cylinder Base

RTCTCB.3672	\$ 1,936	2,004	2,038	2,072	Racetrack Conference Table Cylinder Base	36	72	29.5	175 lbs.
RTCTCB.4296	\$ 2,118	2,220	2,271	2,322	Racetrack Conference Table Cylinder Base	42	96	29.5	255 lbs.
RTCTCB.42120	\$ 2,333	2,453	2,513	2,573	Racetrack Conference Table Cylinder Base	42	120	29.5	300 lbs.
RTCTCB.42144	\$ 2,511	2,647	2,715	2,783	Racetrack Conference Table Cylinder Base	42	144	29.5	340 lbs.
RTCTCB.42168	\$ 3,291	3,439	3,513	3,587	Racetrack Conference Table Cylinder Base	42	168	29.5	370 lbs.
RTCTCB.4896	\$ 2,541	2,653	2,709	2,765	Racetrack Conference Table Cylinder Base	48	96	29.5	280 lbs.
RTCTCB.48120	\$ 2,752	2,880	2,944	3,008	Racetrack Conference Table Cylinder Base	48	120	29.5	320 lbs.
RTCTCB.48144	\$ 2,951	3,097	3,170	3,243	Racetrack Conference Table Cylinder Base	48	144	29.5	365 lbs.
RTCTCB.48168	\$ 3,928	4,092	4,174	4,256	Racetrack Conference Table Cylinder Base	48	168	29.5	410 lbs.



Racetrack Conference Tables - Cylinder Base

Note: Add "S" to end of Model # to specify steel cylinder and deduct \$360 from List. Specify finish choice

RCT.30	\$ 864	898	915	931	Round Conference table 30"	30	30	29.5	70 lbs.
RCT.36	\$ 981	1,015	1,032	1,049	Round Conference table 36"	36	36	29.5	80 lbs.
RCT.42	\$ 1,096	1,144	1,168	1,192	Round Conference table 42"	42	42	29.5	90 lbs.
RCT.48	\$ 1,167	1,223	1,250	1,278	Round Conference table 48"	48	48	29.5	100 lbs.
RCT.54	\$ 1,414	1,479	1,511	1,543	Round Conference table 54"	54	54	29.5	110 lbs.
RCT.60	\$ 1,574	1,662	1,706	1,750	Round Conference table 60"	60	60	29.5	120 lbs.



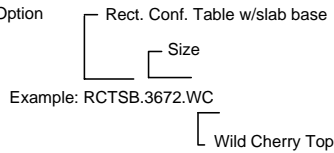
Round Conference Tables - Cylinder Base

Note: Add "S" to end of Model # to specify steel cylinder and deduct \$185 from List. Specify finish choice  
 Note: All cylinder bases require approx. 125lb of sand for stability. Sand is not included.

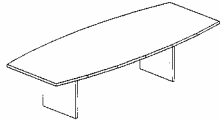
Modular Construction - High Pressure Laminate Tops - Thermo Fused Laminate Base - 3mm Edge banding - Ready to Assemble

TO ORDER:

1. Model Number
2. Top Finish Option
3. Chassis Finish Option

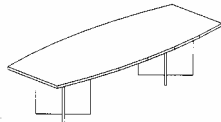


Model Number	List Pricing By Zone				Description	Dimensions			Shipping Information
	Zone 1	2	3	4		Depth	Width	Height	
BCTSB.3672	\$ 1,144	1,204	1,234	1,264	Boat Conference Table Slab Base	36	72	29.5	150 lbs.
BCTSB.4296	\$ 1,250	1,320	1,356	1,391	Boat Conference Table Slab Base	42	96	29.5	176 lbs.
BCTSB.42120	\$ 1,532	1,626	1,673	1,720	Boat Conference Table Slab Base	42	120	29.5	235 lbs.
BCTSB.42144	\$ 1,766	1,876	1,931	1,986	Boat Conference Table Slab Base	42	144	29.5	275 lbs.
BCTSB.42168	\$ 1,981	2,107	2,170	2,233	Boat Conference Table Slab Base	42	168	29.5	315 lbs.
BCTSB.4896	\$ 1,335	1,413	1,452	1,491	Boat Conference Table Slab Base	48	96	29.5	195 lbs.
BCTSB.48120	\$ 1,617	1,719	1,770	1,821	Boat Conference Table Slab Base	48	120	29.5	255 lbs.
BCTSB.48144	\$ 1,868	1,986	2,045	2,104	Boat Conference Table Slab Base	48	144	29.5	295 lbs.
BCTSB.48168	\$ 2,101	2,235	2,302	2,369	Boat Conference Table Slab Base	48	168	29.5	335 lbs.



Boat Conference Tables - Slab Base

BCTXB.3672	\$ 1,102	1,162	1,192	1,222	Boat Conference Table X Base	36	72	29.5	175 lbs.
BCTXB.4296	\$ 1,176	1,247	1,282	1,317	Boat Conference Table X Base	42	96	29.5	176 lbs.
BCTXB.42120	\$ 1,399	1,493	1,540	1,587	Boat Conference Table X Base	42	120	29.5	235 lbs.
BCTXB.42144	\$ 1,577	1,687	1,742	1,797	Boat Conference Table X Base	42	144	29.5	275 lbs.
BCTXB.42168	\$ 1,735	1,861	1,924	1,987	Boat Conference Table X Base	42	168	29.5	315 lbs.
BCTXB.4896	\$ 1,261	1,339	1,378	1,417	Boat Conference Table X Base	48	96	29.5	195 lbs.
BCTXB.48120	\$ 1,484	1,586	1,637	1,688	Boat Conference Table X Base	48	120	29.5	255 lbs.
BCTXB.48144	\$ 1,679	1,797	1,856	1,915	Boat Conference Table X Base	48	144	29.5	295 lbs.
BCTXB.48168	\$ 1,855	1,989	2,056	2,123	Boat Conference Table X Base	48	168	29.5	335 lbs.



Boat Conference Tables - X Base

BCTCB.3672	\$ 1,936	2,004	2,038	2,072	Boat Conference Table Cylinder Base	36	72	29.5	175 lbs.
BCTCB.4296	\$ 2,118	2,220	2,271	2,322	Boat Conference Table Cylinder Base	42	96	29.5	255 lbs.
BCTCB.42120	\$ 2,333	2,453	2,513	2,573	Boat Conference Table Cylinder Base	42	120	29.5	300 lbs.
BCTCB.42144	\$ 2,511	2,647	2,715	2,783	Boat Conference Table Cylinder Base	42	144	29.5	340 lbs.
BCTCB.42168	\$ 3,291	3,439	3,513	3,587	Boat Conference Table Cylinder Base	42	168	29.5	370 lbs.
BCTCB.4896	\$ 2,541	2,653	2,709	2,765	Boat Conference Table Cylinder Base	48	96	29.5	280 lbs.
BCTCB.48120	\$ 2,752	2,880	2,944	3,008	Boat Conference Table Cylinder Base	48	120	29.5	320 lbs.
BCTCB.48144	\$ 2,951	3,097	3,170	3,243	Boat Conference Table Cylinder Base	48	144	29.5	365 lbs.
BCTCB.48168	\$ 3,928	4,092	4,174	4,256	Boat Conference Table Cylinder Base	48	168	29.5	410 lbs.



Boat Conference Tables - Cylinder Base

**Note: Add "S" to end of Model # to specify steel cylinder and deduct \$360 from List. Specify finish choice**  
**Note: All cylinder bases require approx. 125lb of sand for stability. Sand is not included.**

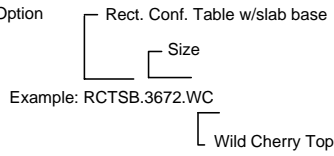
**Special sizes and additional base options available upon request.**

Modular Construction - Wood Veneer Finish - Ready to Assemble



TO ORDER:

1. Model Number
2. Top Finish Option
3. Chassis Finish Option



Model Number	List Pricing By Zone				Description	Dimensions			Shipping Information
	Zone 1	2	3	4		Depth	Width	Height	



8RTCT( ).4296	\$ 1,241	1,265	1,296	1,320	Racetrack conference table 42x96	42	96	29	202 lbs.
8RTCT( ).48120	\$ 1,474	1,502	1,539	1,567	Racetrack conference table 48x120 Two piece top	48	120	29	238 lbs.



8RTCT( ).48144	\$ 1,841	1,875	1,920	1,953	Racetrack conference table 48x144 Two piece top	48	144	29	289 lbs.
----------------	----------	-------	-------	-------	--	----	-----	----	----------

NOTE: Edge Detail Options - Replace ( ) with "T" for Transition Edge, "C" for Radius Comfort Edge or "R" for Reeded Edge

**Racetrack Conference Tables**

**Finish to Order Table**

WRTCTDBC.4296	\$ 1,735	1,826	1,871	1,917	Racetrack conference table 42x96	42	96	29	228 lbs.
WRTCTDBC.48120	\$ 2,608	2,722	2,778	2,835	Racetrack conference table 48x120 Two piece top	48	120	29	284 lbs.
WRTCTDBC.48144	\$ 3,325	3,387	3,449	3,510	Racetrack conference table 48x144 Two piece top	48	144	29	329 lbs.



**Features:**

- Tops are 2" thick solid wood construction
- Radius edge profile
- D-base supports at each end with data access panels
- Telecommunication modules available upon request
- Finishes match all of the laminate & wood finishes see pg. 10.11
- C.O.M. finishes available

**Wood Racetrack Conference Tables**

**Finish to Order Table**

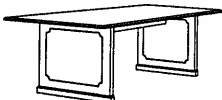


WRCT.48	\$ 1,105	1,153	1,177	1,201	Tops are 2" thick solid wood construction Radius edge profile Cylinder base support Telecommunication modules available upon request Finishes match all of the laminate & wood finishes see pg. 10.11 C.O.M. finishes available	48		29	135 lbs.
---------	----------	-------	-------	-------	--	----	--	----	----------

**Wood Round Conference Tables**

**Traditional Style**

7CT.4296	\$ 1,586	1,652	1,717	1,783	Conference table 42x96	42	96	29	350 lbs.
----------	----------	-------	-------	-------	------------------------	----	----	----	----------



NOTE: This conference table is also shown in Suite 718

**Conference Table**

Available Finish: MA. Mahogany

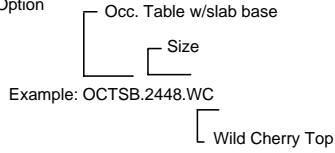
September 15, 2008

www.room2work.com

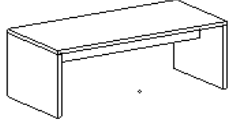
TO ORDER:

- 1. Model Number
- 2. Top Finish Option
- 3. Chassis Finish Option

SEE PAGE 9.1 FOR AVAILABLE FINISH OPTIONS ON LAMINATE TABLES

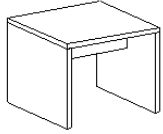


Model Number	List Pricing By Zone				Description	Dimensions			Shipping Information
	Zone 1	2	3	4		Depth	Width	Height	
OCTSB.2020	\$ 366	380	387	395	Occasional Coffee Table Slab Base	20	20	16	36 lbs.
OCTSB.2022	\$ 380	395	403	410	Occasional Coffee Table Slab Base	20	22	16	38 lbs.
OCTSB.2024	\$ 394	410	418	426	Occasional Coffee Table Slab Base	20	24	16	40 lbs.
OCTSB.2048	\$ 581	613	629	645	Occasional Coffee Table Slab Base	20	48	16	80 lbs.
OCTSB.2222	\$ 381	397	405	413	Occasional Coffee Table Slab Base	22	22	16	40 lbs.
OCTSB.2224	\$ 395	412	420	429	Occasional Coffee Table Slab Base	22	24	16	42 lbs.
OCTSB.2248	\$ 590	624	641	658	Occasional Coffee Table Slab Base	22	48	16	85 lbs.
OCTSB.2424	\$ 402	419	428	437	Occasional Coffee Table Slab Base	24	24	16	44 lbs.
OCTSB.2448	\$ 599	635	655	670	Occasional Coffee Table Slab Base	24	48	16	88 lbs.
OCTSB.4848	\$ 985	1,051	1,085	1,118	Occasional Coffee Table Slab Base	48	48	16	166 lbs.



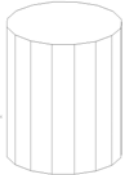
Occasional Coffee Tables - Slab Base

OETSB.2020	\$ 323	338	345	353	Occasional End Table Slab Base	20	20	20	38 lbs.
OETSB.2022	\$ 340	356	364	372	Occasional End Table Slab Base	20	22	20	40 lbs.
OETSB.2024	\$ 354	371	379	388	Occasional End Table Slab Base	20	24	20	42 lbs.
OETSB.2222	\$ 343	361	370	379	Occasional End Table Slab Base	22	22	20	44 lbs.
OETSB.2224	\$ 357	376	385	394	Occasional End Table Slab Base	22	24	20	46 lbs.
OETSB.2424	\$ 364	383	393	402	Occasional End Table Slab Base	24	24	20	48 lbs.



End Tables - Slab Base

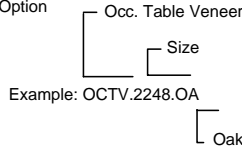
OCET.2012	\$ 488	496	500	504	Occasional,Cylinder End Table,Laminate,12Dia.	12		20	20 lbs.
OCET.2015	\$ 544	556	562	568	Occasional,Cylinder End Table,Laminate,15Dia.	15		20	30 lbs.
OCET.2018	\$ 568	582	589	596	Occasional,Cylinder End Table,Laminate,18Dia.	18		20	35 lbs.
OCET.2024	\$ 644	660	668	676	Occasional,Cylinder End Table,Laminate,24Dia.	24		20	40 lbs.
OCET.2030	\$ 828	850	861	872	Occasional,Cylinder End Table,Laminate,30Dia.	30		20	55 lbs.
OCET.2036	\$ 948	974	987	1,000	Occasional,Cylinder End Table,Laminate,36Dia.	36		20	65 lbs.



Occasional Laminate Cylinder Table

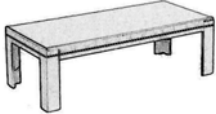
TO ORDER:

1. Model Number
2. Top Finish Option
3. Chassis Finish Option



Model Number	List Pricing By Zone				Description	Dimensions			Shipping Information
	Zone 1	2	3	4		Depth	Width	Height	

Modular Construction - Wood Veneer Finish - Ready to Assemble



OCTV.2248.( )	\$ 353	369	377	385	Occasional Coffee Table,Veneer	22	48	16	50 lbs.
---------------	--------	-----	-----	-----	--------------------------------	----	----	----	---------

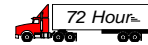


Occasional Coffee Tables Veneer- Post Leg

NOTE: Finish Options - Replace .( ) with "MA" for Mahogany, "OA" for Oak



OETV.2222.( )	\$ 241	250	254	259	Occasional End Table,Veneer	22	22	19	25 lbs.
---------------	--------	-----	-----	-----	-----------------------------	----	----	----	---------



End Tables Veneer - Post Leg


NOTE: Finish Options - Replace .( ) with "MA" for Mahogany, "OA" for Oak



OCETV.2012	\$ 556	564	568	572	Occasional,Cylinder End Table,Veneer,12Dia.	12		20	20 lbs.
OCETV.2015	\$ 652	664	670	676	Occasional,Cylinder End Table,Veneer,15Dia.	15		20	30 lbs.
OCETV.2018	\$ 748	762	769	776	Occasional,Cylinder End Table,Veneer,18Dia.	18		20	35 lbs.
OCETV.2024	\$ 884	900	908	916	Occasional,Cylinder End Table,Veneer,24Dia.	24		20	40 lbs.
OCETV.2030	\$ 1,240	1,262	1,273	1,284	Occasional,Cylinder End Table,Veneer,30Dia.	30		20	55 lbs.
OCETV.2036	\$ 1,400	1,426	1,439	1,452	Occasional,Cylinder End Table,Veneer,36Dia.	36		20	65 lbs.

Occasional Veneer Cylinder Table

NOTE: Finishes match all of the laminate & wood finishes see pg. 9.10



Standard Finishes									
LCT.1818	\$ 739	775	793	811	Thermally fused high performance laminate	18	18	42	90 lbs.
LCT.1824	\$ 789	827	846	865	on .75 thick 45lb particle board core.	18	24	42	95 lbs.
LCT.2418	\$ 826	864	883	902	One adjustable shelf. Top can be angled or flat	24	18	42	95 lbs.
LCT.2424	\$ 912	952	972	992	to accommodate monitor(specify).	24	24	42	100 lbs.
<b>Add \$260 for 18w doors and \$295 for 24w doors to the list pricing.</b>									
All Laminate									
LCTL.1818	\$ 1,095	1,135	1,155	1,175	High performance laminate on .75 thick	18	18	42	100 lbs.
LCTL.1824	\$ 1,179	1,223	1,245	1,267	particle board core	18	24	42	110 lbs.
LCTL.2418	\$ 1,249	1,293	1,315	1,337	One adjustable shelf. Top can be angled or flat	24	18	42	110 lbs.
LCTL.2424	\$ 1,373	1,419	1,442	1,465	to accommodate monitor(specify).	24	24	42	115 lbs.

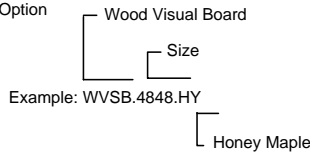
Lectern

Add \$390 for 18w doors and \$470 for 24w doors to the list pricing.

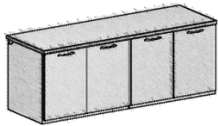
Note: Casters add \$82 to list prices. Grommets (80mm) add \$10 per location. Power and data accessories also can be included upon request.

TO ORDER:

1. Model Number
2. Top Finish Option
3. Chassis Finish Option



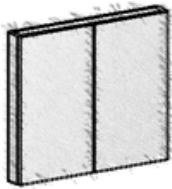
Model Number	List Pricing By Zone				Description	Dimensions			Shipping Information
	Zone 1	2	3	4		Depth	Width	Height	



4CDDS.2460	\$ 1,724	1,784	1,827	1,914	Credenza,Storage,Double Door, 24d 60w	24	60	29.5	230 lbs.
4CDDS.2466	\$ 1,823	1,886	1,931	2,021	Credenza,Storage,Double Door, 24d 66w	24	66	29.5	240 lbs.
4CDDS.2472	\$ 1,929	1,995	2,042	2,136	Credenza,Storage,Double Door, 24d 72w	24	72	29.5	250 lbs.

Note: One adjustable shelf in each double door storage area.

Conference Credenza

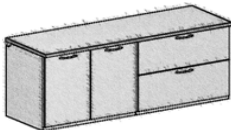


VSB.4848	\$ 1331	1368	1395	1449	Visual Board, Standard Finishes	4	48	48	130 lbs.
VSBL.4848	\$ 1900	1995	2025	2100	Visual Board, High Pressure Laminate	4	48	48	140 lbs.

Features:

Two side opening doors containing white board with hooks on inside of one door for white paper. pad. 180 degree hinges

Visual Board



WCDDLFC.2072	\$ 2,411	2,460	2,509	2,558	Credenza,double door,lateral file,20d 72w	20	72	29	260 lbs.
--------------	----------	-------	-------	-------	---	----	----	----	----------

Finishes match all of the laminate & wood finishes see pg. 9.10  
C.O.M. finishes available


Wood Conference Credenza



WWSB.4848	\$ 1,150	1,174	1,198	1,223	Visual Board	4	48	48	130 lbs.
-----------	----------	-------	-------	-------	--------------	---	----	----	----------

Finishes match all of the laminate & wood finishes see pg. 9.10  
C.O.M. finishes available

Wood Visual Board



CMP.01.(.)	\$ 240				Can be added to any conference or meeting table.	4	6	2	3 lbs.
------------	--------	--	--	--	--	---	---	---	--------

Two 120 volt outlets and two voice/data ports per unit.  
10ft., 15 Amp cord

Available as stand alone, double or triple unit.  
Available in Matte Black, Silver or Nickel Mica soft touch finishes.

Communications Port

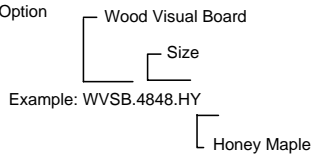
September 15, 2008

NOTE: Replace ( ) with (BK) Matte Black, (NM) Nickel Mica, (SR) Silver Mica.  
Note: Specify location of communications port.

www.room2work.com

TO ORDER:

1. Model Number
2. Top Finish Option
3. Chassis Finish Option



Model Number	List Pricing By Zone				Description	Dimensions			Shipping Information
	Zone 1	2	3	4		Depth	Width	Height	

Standard Wood Finishes

Honey Maple	HY
Hard Maple	HM
Sapella Mahogany	SM
Pearwood	PW
Wild Cherry	WC
Cherry - 809	8CH
Mahogany - 809	8MA